

Exam Name:	Hyperion Essbase Analytics9.3 Developer		
Exam Type:	Oracle		
Exam Code:	1Z0-264	Total Questions:	51

Question: 1

Which of the following characterizes the top member in an alternate hierarchy?

- A. Generation 1 member
- B. Marked label only
- C. Marked excluded from consolidation (~)

Answer: C

Question: 2

Which options are available to manipulate fields in Data Prep Editor?

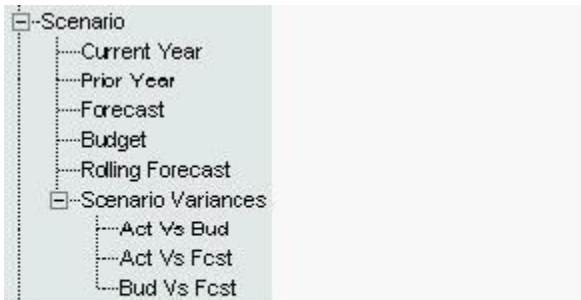
- A. Create using text, Delete, and Move
- B. Create using join, Split, and Copy
- C. Join, Move, and Split

Answer: C

Question: 3

View the Exhibit.

What terminology best describes the member Act Vs Bud in the Scenario dimension shown here?



- A. Sibling of Act Vs Fcst, descendant of Scenario, leaf node, generation 3 member
- B. Descendant of Scenario Variances, root member, sibling of Act Vs Fcst, generation 3 member
- C. Level 0 member, child of Scenario Variances, generation 4 member, sibling of Bud Vs Fcst

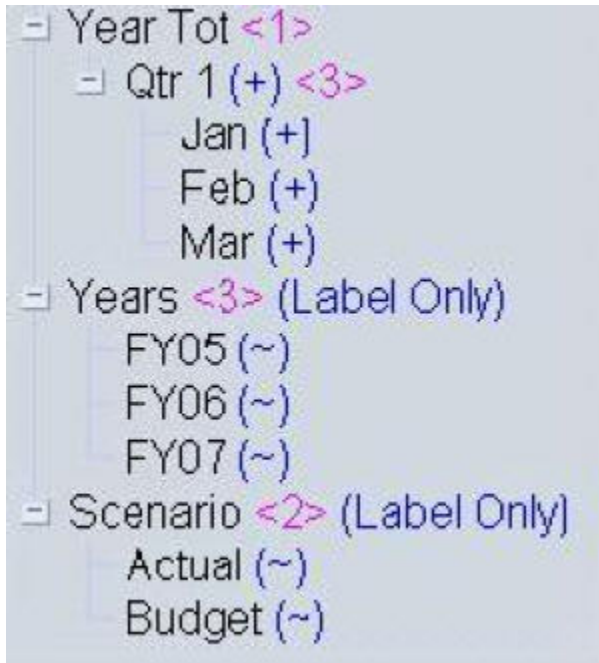
Answer: A

Question: 4

View the Exhibit.

The outline shown in the exhibit is an example of:

Exam Name:	Hyperion Essbase Analytics9.3 Developer		
Exam Type:	Oracle		
Exam Code:	1Z0-264	Total Questions:	51



- A. Fiscal year crossover time design
- B. Generic time design
- C. Scenario-based time design

Answer: B

Question: 5

During a CALC ALL or CALC DIM process, Analytic Services calculates sparse and dense dimensions in a specific sequence. What makes the default calculation sequence so efficient?

- A. Analytic Services calculates interior block calculations in existing blocks before creating more data blocks
- B. Analytic Services creates all possible data blocks before calculating accounts data
- C. Analytic Services creates data blocks in top-down order

Answer: A

Question: 6

What statistics are available in the Database Properties dialog box? (Choose all that apply.)

- A. Block density
- B. Block index
- C. Existing upper-level blocks
- D. Page file density
- E. Block size

Answer: A, C, E

Question: 7

Theoretically, if all database dimensions were configured sparse, what would the data block size be?

Exam Name:	Hyperion Essbase Analytics9.3 Developer		
Exam Type:	Oracle		
Exam Code:	1Z0-264	Total Questions:	51

- A. 1 byte
- B. 4 bytes
- C. 8 bytes

Answer: C

Question: 8

What do data load rules files enable you to do?

- A. Load data from a SQL data source, scale data, change signs on data
- B. Ignore fields, add missing dimensions, calculate data
- C. Add missing dimensions add prefixes of suffixes, sort data records

Answer: A

Question: 9

Which statement best describes data normalization?

- A. Copying, allocating, or otherwise adjusting input data before consolidation
- B. Removing incorrect upper-level input data
- C. Correcting aggregated data after consolidation

Answer: A

Question: 10

What type of calculations has all of the following characteristics?

- Calculate all or a portion of the database
- Control the order in which dimensions are calculated
- Driven by business processes

- A. Outline-based calculations
- B. Script-based calculations
- C. Dimension calculations

Answer: B

Question: 11

What is the typical methodology for normalizing rates and drivers?

- A. Allocate as a percent of units
- B. Copy down
- C. Allocate as a percent of sales

Answer: B

Question: 12

Which statement is true about substitution variables?

- A. They are defined and stored on the server.
- B. They cannot store constant values.
- C. They are supported only in calculation scripts.

Answer: A

Exam Name:	Hyperion Essbase Analytics9.3 Developer		
Exam Type:	Oracle		
Exam Code:	1Z0-264	Total Questions:	51

Question: 13

You are designing a database with the following requirements:

- Calculate the complete history of product sales from product introduction to the present.
- Calculate 12-month rolling averages
- Present both calendar year and fiscal year hierarchies in reports.

Which time design will simplify your calculations and best enable the report presentation you require?

- A. Fiscal year crossover time design
- B. Generic time design
- C. Scenario-based time design

Answer: A

Question: 14

View the Exhibit.

You are creating the dimension build rules file shown here to associate Region Total attributes with Customer dimension members. For the field containing the Region Total attributes (Field4), how should you define the field properties? (Dimension | Field Type | Field Number)

	GEN2_Customer	GEN3_Customer	GEN4_Customer	GEN4_Region Total
1	Channel Total	Channel		Region
2	Channel Total	OEM	O-IBM	East
3	Channel Total	OEM	O-Acer	South
4	Channel Total	OEM	O-Apple	West
5	Channel Total	OEM	O-AST	Mid West
6	Channel Total	OEM	O-Dell	West
7	Channel Total	OEM	O-HP	West
8	Channel Total	Retail	R-Apple	West
9	Channel Total	Retail	R-Dell	West

- A. Region Total | Generation | 4
- B. Customer | Region Total | 4
- C. Region Total | Level | 0

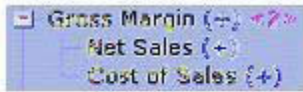
Answer: B

Question: 15

Assuming this report represents Net Sales and Cost of Sales data as it is loaded, which outline hierarchy provides the correct calculation for Gross Margin?

Exam Name:	Hyperion Essbase Analytics9.3 Developer		
Exam Type:	Oracle		
Exam Code:	1Z0-264	Total Questions:	51

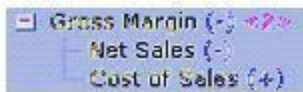
A.



B.



C.



A. A

Answer: A

Question: 16

Which statement best describes the function of the back calculation section in a calculation script?

- A. It aggregates data.
- B. It corrects rates that are incorrectly consolidated.
- C. It overwrites upper-level input data.

Answer: B

Question: 17

Which syntax is correct for a comment in a calculation script?

- A. * Turn off intelligent calculation*\
- B. --Turn off intelligent calculation
- C. /* Turn off intelligent calculation */

Answer: C

Question: 18

View the Exhibit.

In Smart View for Office - what procedure can you follow to change Report A into Report B?

Exam Name:	Hyperion Essbase Analytics9.3 Developer		
Exam Type:	Oracle		
Exam Code:	1Z0-264	Total Questions:	51

Report A

	A	B	C	D
1		Accounts	[Book1]She ▾ ×	
2	Year Tot	2409799.048	Scenario ▾	
3			Product ▾	
4			Customer ▾	
5			Options ▾ →	
6				

Report B

	A	B	C	D	E
1		Qtr 1	Qtr 2	[Book1]She ▾ ×	
2	Channel Total	1719169.918	690629.13	Scenario ▾	
3	Customer	1719169.918	690629.13	Product ▾	
4				Accounts ▾	
5				Options ▾ →	
6					
7					

A. PROCEDURE

1. Pivot Customer to rows
2. Pivot Year Tot to columns
3. Double-click Year Tot
4. Pivot Accounts to the POV
5. Keep only Qtr 1 and Qtr 2
6. Double-click Customer

B. PROCEDURE:

1. Pivot Year Tot to columns
2. Pivot Customer to rows
3. Double-click Customer
4. Pivot Accounts to the POV
5. Double-click Year Tot
6. Keep only Qtr 1 and Qtr 2

C. PROCEDURE:

1. Pivot Accounts to the POV
2. Pivot Year Tot to columns
3. Pivot Customer to rows
4. Double-click Year Tot
5. Keep only Qtr 1 and Qtr 2
6. Double-click Customer

Exam Name:	Hyperion Essbase Analytics9.3 Developer		
Exam Type:	Oracle		
Exam Code:	1Z0-264	Total Questions:	51

Answer: A

Question: 19

When Aggregate Missing Values is set to ON and a consolidation of the dimensions is performed, Analytic Services _____.

- A. Overwrites data loaded to upper levels when children have no data
- B. Protects data loaded to upper levels when children have no data
- C. Protects data loaded at any level regardless of child data

Answer: A

Question: 20

View the Exhibit.

In the outline shown here, which set of features can you enable?



- A. Dynamic Time Series, expense reporting, @VAR functions, time balance
- B. Expense reporting, @VAR functions, time balance
- C. Expense reporting, @VAR functions

Answer: A

Question: 21

Attribute dimensions can have an adverse effect on:

- A. Database size
- B. Data load performance
- C. Batch calculation performance
- D. Retrieval performance

Answer: D

Question: 22

Analytic Services can create data blocks during all of which set of processes?

- A. Calculation of the DATACOPY command, data load, sparse dimension calculation
- B. Calculation of the CALC ALL command, member formula calculation, dense dimension calculation
- C. Calculation of the CALC DIM command, data load, dense dimension calculation

Answer: A

Exam Name:	Hyperion Essbase Analytics9.3 Developer		
Exam Type:	Oracle		
Exam Code:	1Z0-264	Total Questions:	51

Question: 23

Which build method automatically adds shared members?

- A. Generation build
- B. Level build
- C. Parent-child build

Answer: C

Question: 24

The functions @ALLANCESTORS, @ICHILDREN, and @UDA are all examples of which type of function?

- A. Boolean functions
- B. Member set functions
- C. Relationship functions

Answer: B

Question: 25

View the Exhibit.

You are building a hierarchy of members for the Product dimension using the data source shown here. In a dimension build rules file, what is the most effective build method for this data source?

Rollup Level	Property	Category	Family	Item Master	Alias
Family Total	~	PERFORMANCE	LIGHTBOLT	LIGHTBOLT 365 A	LIGHT 365 A
Family Total		PERFORMANCE	LIGHTBOLT	LIGHTBOLT 365 S	LIGHT 365 S
Family Total		PERFORMANCE	LIGHTBOLT	LIGHTBOLT 540 A	LIGHT 540 A
Family Total		PERFORMANCE	LIGHTBOLT	LIGHTBOLT 540 S	LIGHT 540 S
Family Total		PERFORMANCE	LIGHTBOLT	LIGHTBOLT 730 A	LIGHT 730 A
Family Total		PERFORMANCE	LIGHTBOLT	LIGHTBOLT 730 S	LIGHT 730 S
Family Total		PERFORMANCE	THUNDERBALL	THUNDERBALL 270 A	THUND 270 A
Family Total		PERFORMANCE	THUNDERBALL	THUNDERBALL 270 S	THUND 270 S
Family Total		PERFORMANCE	THUNDERBALL	THUNDERBALL 540 A	THUND 540 A
Family Total		PERFORMANCE	THUNDERBALL	THUNDERBALL 540 S	THUND 540 S

- A. Generation
- B. Parent-child
- C. Level

Answer: A

Question: 26

Which member property should you use for members that meet the following conditions?

- No data is loaded to the member
- The member has no member formula
- No data is aggregated to the member

- A. Implied share
- B. Label only
- C. Never share

Answer: B

Exam Name:	Hyperion Essbase Analytics9.3 Developer		
Exam Type:	Oracle		
Exam Code:	1Z0-264	Total Questions:	51

Question: 27

Given the dimensions shown here, what is the data block size for this database?

Dimension	Configuration	Stored Members
Accounts	Dense	1000
Time	Dense	17
Scenario	Dense	10
Product	Sparse	3000
Customer	Sparse	100
Geography	Sparse	1000

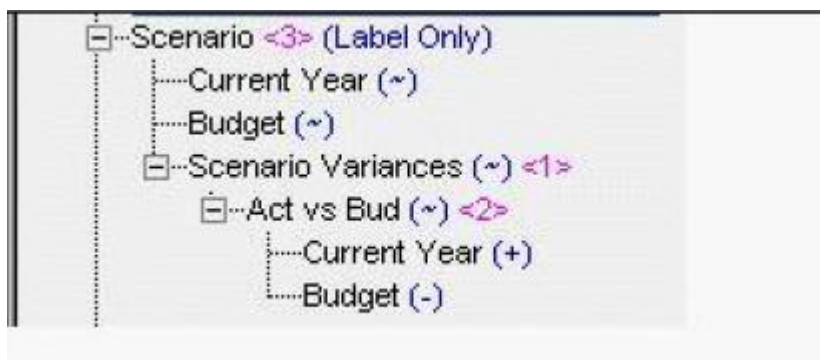
- A. 136,000 bytes
- B. 1,360,000 bytes
- C. 13,600,000 bytes

Answer: B

Question: 28

View the Exhibit.

In the Scenario hierarchy shown here, which data storage property must be assigned to the children of Act vs Bud?



- A. Implied share
- B. Dynamic Calc
- C. Shared member

Answer: C

Question: 29

You have the Smart View for Office client installed. In Microsoft Word and PowerPoint, how can Analytic Services data be displayed?

Exam Name:	Hyperion Essbase Analytics9.3 Developer		
Exam Type:	Oracle		
Exam Code:	1Z0-264	Total Questions:	51

- A. As linked views
- B. As linked data points
- C. As dynamic data points

Answer: C

Question: 30

What can be loaded using rules files?

- A. Flat-file data records, outline members and hierarchies, and substitution variables
- B. Relational database records, outline members and hierarchies, and member properties
- C. Flat-file data records, user security profiles, and member properties

Answer: B

Question: 31

In each database, what determines the configuration of data blocks and the index system?

- A. The configuration of the accounts and time dimensions
- B. The configuration of dense and sparse dimensions
- C. The configuration of the PAG and IND files

Answer: B

Question: 32

You are limited to _____ alias table(s) per database.

- A. 1
- B. 5
- C. 10

Answer: C

Question: 33

In a database where both the Scenario and Customer dimensions are sparse, what is the effect of the following calculation script? CLEARDATA "Current Year"->"O-IBM";

- A. Data blocks with index entries containing both "Current Year" and "O-IBM" are removed from the database.
- B. Data is cleared from all the cells in data blocks with index entries containing both "Current Year" and "O-IBM"
- C. It is impossible to predict without knowing what other dimensions exist in the database

Answer: A

Question: 34

During the forecast cycle, you adjust Jan, Feb, and Mar data using Smart View for Office. After submitting the adjusted data, you refresh the worksheet. The adjusted data displays, however, the total for Qtr 1 has not changed. Why?

- A. Qtr 1 is Dynamic Calc
- B. You have not calculated the database
- C. Qtr 1 is read-only

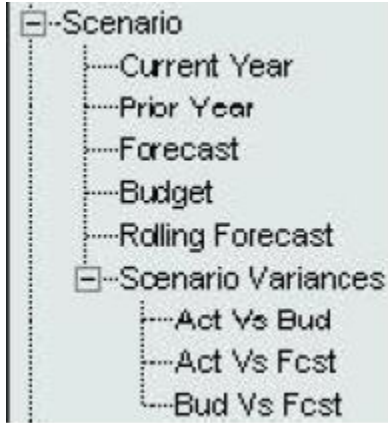
Answer: B

Exam Name:	Hyperion Essbase Analytics9.3 Developer		
Exam Type:	Oracle		
Exam Code:	1Z0-264	Total Questions:	51

Question: 35

View the Exhibit.

What terminology best describes the member Scenario in the dimension shown here?



- A. Generation 1, level 1
- B. Generation 0, level 1
- C. Generation 1, level 1 or level 2

Answer: C

Question: 36

What are the three (3) principal methods used for focusing calculations? (Choose three.)

- A. Passing parameters
- B. Cross-dimensional operators (->)
- C. IF statements
- D. FIX statements
- E. Temporary variables

Answer: B, C, D

Question: 37

In Smart View for Office - which filter options can you use to select members in the Member Selection dialog box?

- A. Level, UDA, and descendants
- B. Generation, attribute, and hierarchy number
- C. Subset, children, and ancestor

Answer: A

Question: 38

The general setup section in the procedure for creating dimension build rules:

- Open a sample data source
-
- Hide raw data (optional)
-

Exam Name:	Hyperion Essbase Analytics9.3 Developer		
Exam Type:	Oracle		
Exam Code:	1Z0-264	Total Questions:	51

- Associate the rules file with a database outline

-

What are the missing steps? (Choose three.)

- A. Execute the rule
- B. If necessary, format the file
- C. Validate the rule
- D. Set the view to dimension build fields
- E. Save the rule
- F. Set data source properties

Answer: B, D, F

Question: 39

What is the difference between the CALC DIM and AGG commands?

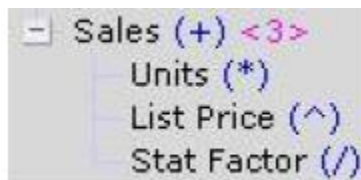
- A. AGG calculates only aggregations, CALC DIM performs all calculations in a dimension
- B. AGG calculates only parent-child relationships, CALC DIM performs all calculations in a dimension
- C. When used for dense dimensions, AGG is slower than CALC DIM

Answer: B

Question: 40

View the Exhibit.

Which formula represents the calculation result for Sales in the hierarchy shown here?



- A. Sales = (Units * List Price) / Stat Factor
- B. Sales = List Price / Stat Factor
- C. This hierarchy produces no valid formula

Answer: C

Question: 41

What data sources are supported in rules files? (Choose all that apply.)

- A. Text files (.TXT)
- B. Microsoft Excel files (.XLS)
- C. Data files (.DAT)
- D. Comma-delimited files (.CSV)
- E. Saved query files (.EQD)

Answer: A, B, D

Question: 42

Which set of statements best describes the role of the Main Rollup section in a calculation script?

Exam Name:	Hyperion Essbase Analytics9.3 Developer		
Exam Type:	Oracle		
Exam Code:	1Z0-264	Total Questions:	51

- A. Typically uses CALC DIM or CALC ALL commands, creates the bulk of the data blocks generated by the script
- B. Sequenced after normalization, performs database aggregations, corrects data blocks as required
- C. Sequenced before a back calculation, creates duplicate data blocks, typically where allocations are performed

Answer: A

Question: 43

A data load rules file provides which options to load data?

- A. Add to existing values, subtract from existing values, overwrite existing values
- B. Add to existing values, average with existing values, overwrite existing values
- C. Add to existing values, average with existing values, subtract from existing values

Answer: A

Question: 44

In Smart View for Office - before you refresh a worksheet you activate the display option to suppress #Missing values. When you refresh your worksheet, Analytic Services returns:

- A. Rows with data only and all columns
- B. Rows and columns with data only
- C. Rows with null values only

Answer: A

Question: 45

If a dimension is missing in your data source, what does Analytic Services do when you load the data?

- A. Analytic Services automatically loads data to the top level in the missing dimension.
- B. Analytic Services does not load any data.
- C. Analytic Services loads data only if your rules files specifies the missing dimension.

Answer: C

Question: 46

A calculation script

- A. Contains a series of calculation commands, equations, and/or formulas.
- B. Contains a series of calculation and/or database automation commands.
- C. Is a Windows batch file that contains calculation commands.

Answer: A

Question: 47

Which member property ensures a member is always calculated on retrieval?

- A. Dynamic Calc
- B. Dynamic Calc and Store
- C. Two-pass calculation

Answer: A

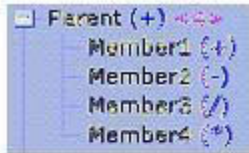
Exam Name:	Hyperion Essbase Analytics9.3 Developer		
Exam Type:	Oracle		
Exam Code:	1Z0-264	Total Questions:	51

Question: 48

Which outline hierarchy produces the following calculation:

$$\text{Parent} = (\text{Member1} - (\text{Member2} / \text{Member3})) * \text{Member4}$$

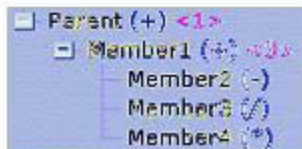
A.



B.



C.



A. B

Answer: A

Question: 49

View the Exhibit.

Which of the following script examples are valid?

Exam Name:	Hyperion Essbase Analytics9.3 Developer		
Exam Type:	Oracle		
Exam Code:	1Z0-264	Total Questions:	51

Example A

```
FIX("Current Year", Feb)
    FIX("Net Sales")
        CALC DIM (Product, Customer);
    ENDFIX
    ("List Price" = "Gross Sales" / Units;)
ENDFIX
```

Example B

```
FIX("Current Year", Jan)
    CALC DIM (Accounts, "Year Tot", Customer, Product);
ENDFIX
```

Example C

```
FIX(@ISCHILD("Qtr 1"))
    CALC DIM (Customer, Product);
ENDFIX
```

- A. Example A only
- B. Example C only
- C. Examples A, B, and C
- D. Examples A and C

Answer: A

Question: 50

View the Exhibit.

You are loading the data source shown here to a database with a monthly time dimension. What load rules must you create in your rules file to successfully load this file? (Choose all that apply.)

Exam Name:	Hyperion Essbase Analytics9.3 Developer		
Exam Type:	Oracle		
Exam Code:	1Z0-264	Total Questions:	51

Scenario	Item Number	CustID	Date	Units
Current Year	LIGHTBOLT 365 A	IBM	01/01/06	158
Current Year	LIGHTBOLT 365 A	IBM	01/02/06	238
Current Year	LIGHTBOLT 365 A	IBM	01/03/06	128
Current Year	LIGHTBOLT 365 A	IBM	01/04/06	128
Current Year	LIGHTBOLT 365 A	IBM	01/05/06	131
Current Year	LIGHTBOLT 365 A	IBM	01/06/06	132
Current Year	LIGHTBOLT 365 A	IBM	01/07/06	208
Current Year	LIGHTBOLT 365 A	IBM	01/08/06	208
Current Year	LIGHTBOLT 365 A	IBM	01/09/06	228
Current Year	LIGHTBOLT 365 A	IBM	01/10/06	218
Current Year	LIGHTBOLT 365 A	IBM	01/11/06	128
Current Year	LIGHTBOLT 365 A	IBM	01/12/06	128
...

- A. Add to existing values
- B. Map dates to months in the database
- C. Clear existing units data
- D. Clear duplicate records

Answer: A, B

Question: 51

During calculation script development, you follow the calculation test procedure below:

1. Clear data from the database
2. Load test input data
3. Run the calculation script
4. Audit calculation results

What are the benefits of following this procedure? (Choose all that apply.)

- A. Results are based on your input data and subsequent calculation and no other factors
- B. Intelligent calculation improves calculation performance
- C. Calculation logs are easier to audit
- D. Reducing the number of blocks to calculate reduces test cycle time

Answer: A, D

End of Document